

# 2025 3Q Earnings Release

Beyond the Limits Discover, Connect, Create



# Disclaimer

---

The financial information contained herein has been prepared in accordance with K-IFRS.

This presentation includes forward-looking statements that reflect the current business environment and the Company's management strategies. Please be advised that actual results may differ materially due to changes in future business conditions or adjustments in strategy.

This material is not intended to serve as legal evidence for any liability related to investment decisions.

## SK chemicals

Revenue: KRW 609.9bn (YoY +2.2%)  
Operating Loss: KRW 15.6bn  
(YoY turned to profit)

- Green Chemicals Biz., advancing recycle value chain & strengthening brand marketing
- SKBS, Hilleman Labs board members visited HQ to discuss long-term cooperation



## SK gas

Revenue: KRW 1,950.2bn  
(YoY +12.5%)  
Operating Profit: KRW 173.5bn  
(YoY +303.3%)

- Earnings improvement driven by stable operation of UGPS
- Steady progress in LNG bunkering



## SK plasma

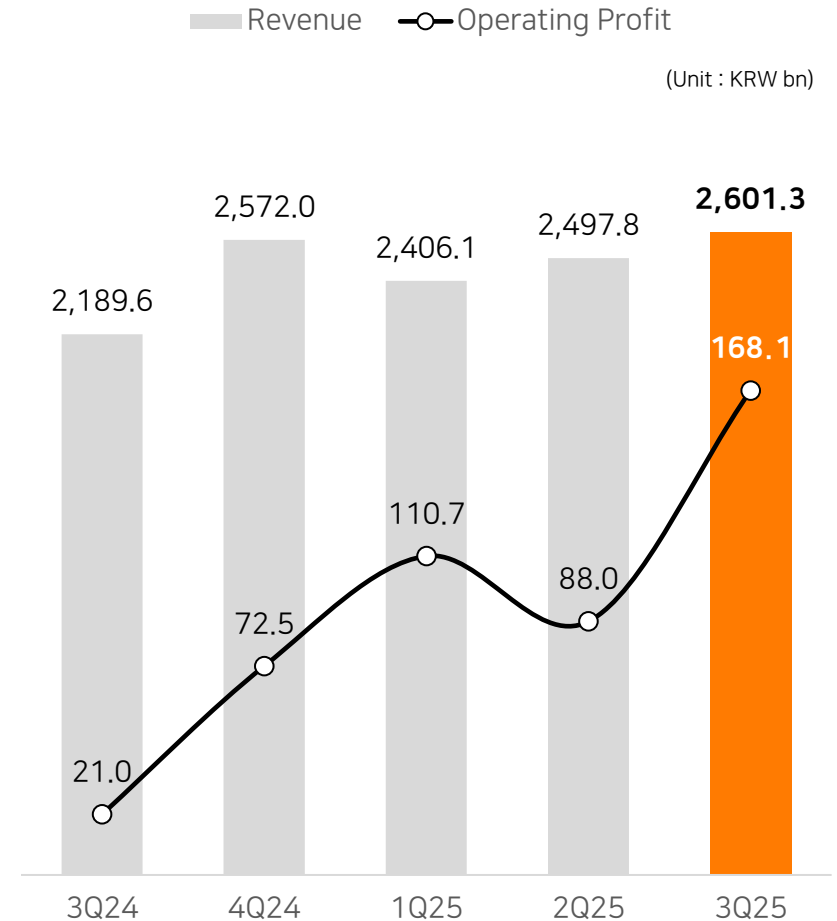
Revenue: KRW 50.4bn (YoY  $\Delta$ 4.9%)  
Operating Profit: KRW 1.4bn  
(YoY  $\Delta$ 71.5%)

- Tech transfer figures excluded \* 10 straight quarters of OP (separate)
- MOU with Andong City for infrastructure investment

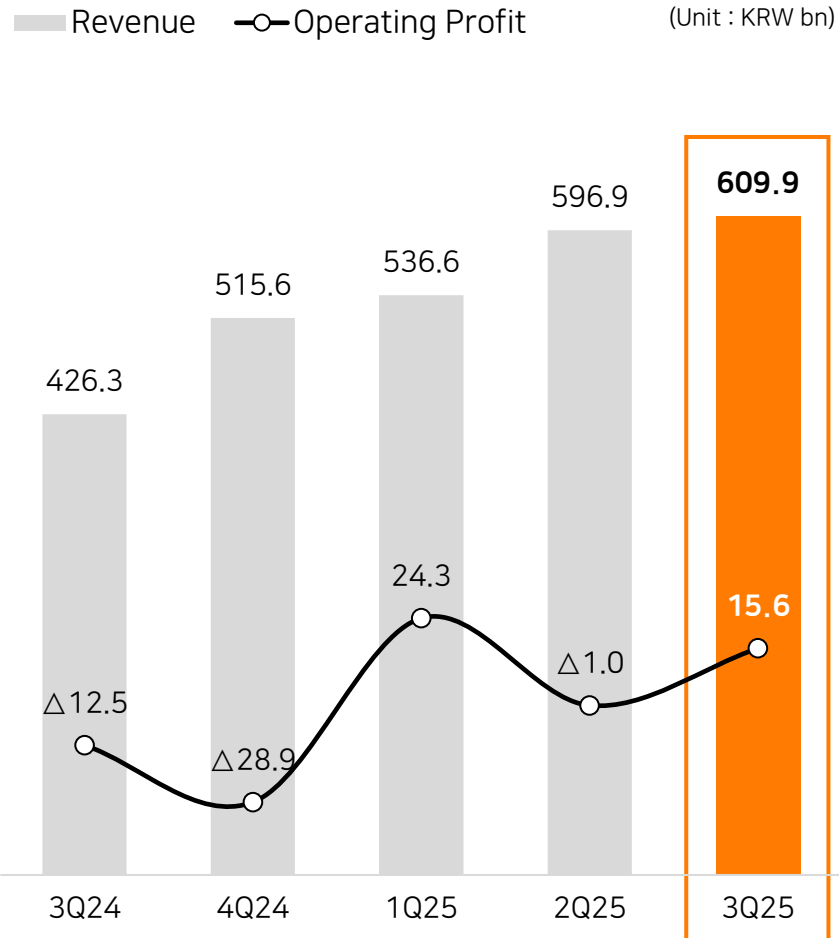


## Consolidated Basis

(Unit : KRW bn)	1Q25	2Q25	3Q25	YoY	QoQ
Revenue	2,406.1	2,497.8	2,601.3	+18.8%	+4.1%
Operating Profit	110.7	88.0	168.1	+699.0%	+91.1%
Profit before Tax	89.3	7.3	80.1	+86.2%	+991.9%
Net Profit	73.5	22.0	61.3	+60.3%	+178.3%



## Financial Results (Consolidated)



## Financial Highlights

### ◆ Green Chemicals – Copoly & Monomer

- Maintained **solid profitability** despite slowed global demand supported by continued feedstock stability and stronger marketing
  - 3Q25 OP: KRW 34.4bn (YoY +9.2%)
- Outlook
  - Portfolio expansion and new application dev.

### ◆ Life Science – Pharma

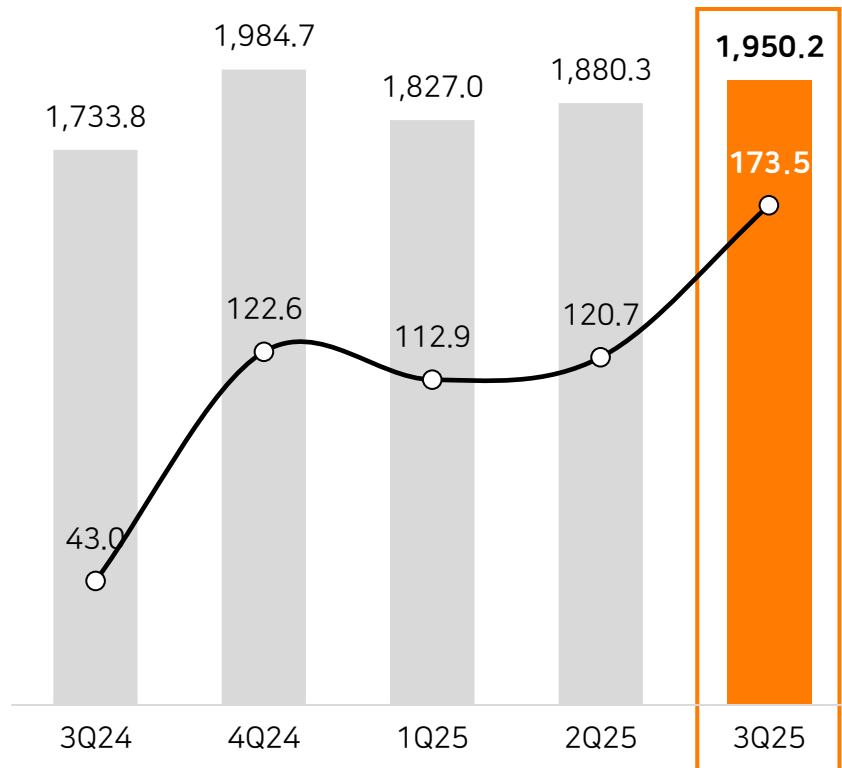
- **Strong sales of key products and distribution**
  - 3Q25 OP: KRW 9.5bn (YoY +80.7%)
- Outlook
  - Reinforce profitability on existing strengths & pursue additional growth opportunities

### ◆ Life Science – SKBS

- Continued topline growth driven by **IDT consolidation effect**
- Outlook
  - SKYVAX sales ramp up
  - + Expansion of Sanofi vaccine distribution

## Financial Results (Consolidated)

■ Revenue    ○ Operating Profit    (Unit : KRW bn)



## Financial Highlights

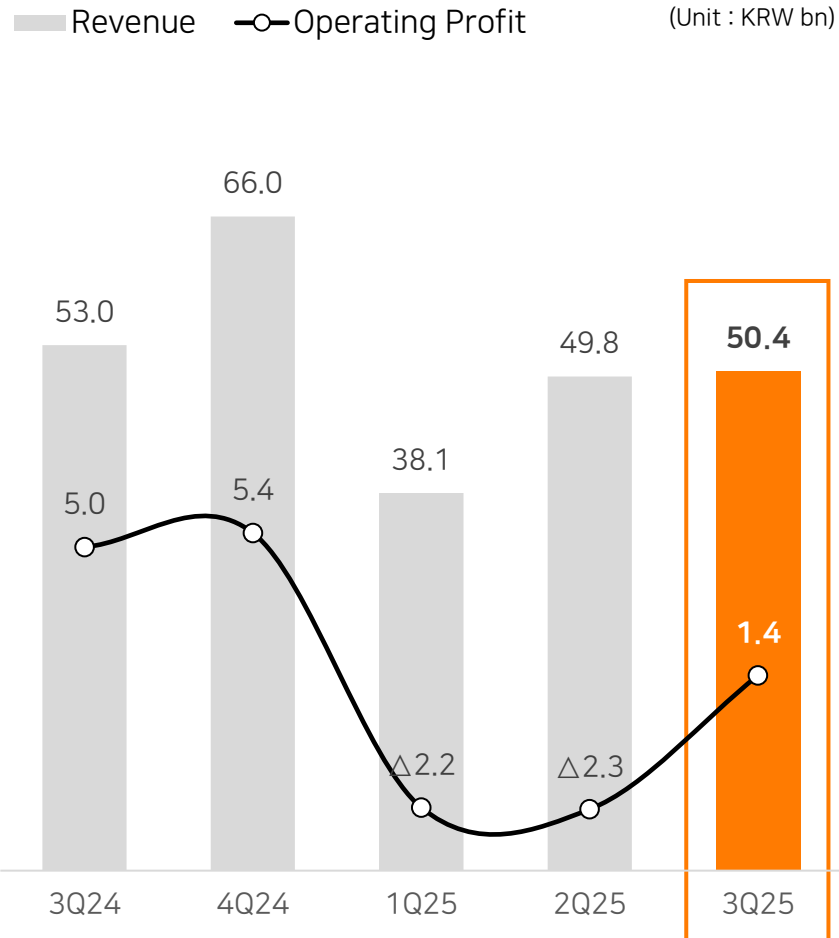
### ◆ LPG Biz.

- **Expanded trading** leveraging market volatility
- Outlook
  - Continue cost reduction through O/I

### ◆ Power Biz. (Ulsan GPS)

- **Improved profitability** supported by stable operations
  - Revenue: KRW 254.9bn  
(YoY +443.5%, QoQ +163.0%)
  - OP: KRW KRW 82.4bn  
(YoY +15,634%, QoQ +1,192%)
- Outlook
  - Maintain stable operational performance

## Financial Results (Consolidated)



## Financial Highlights

### ◆ Indonesia JV – tech transfer figures excluded

- (separate) Revenue KRW 61.0bn, OP KRW 12.2bn
- \* 10 straight quarters of OP since 1H23
- Tech transfer fee first recognized in 4Q24, further recognition planned quarterly in 2025

### ◆ Outlook: IPO planned post-2026

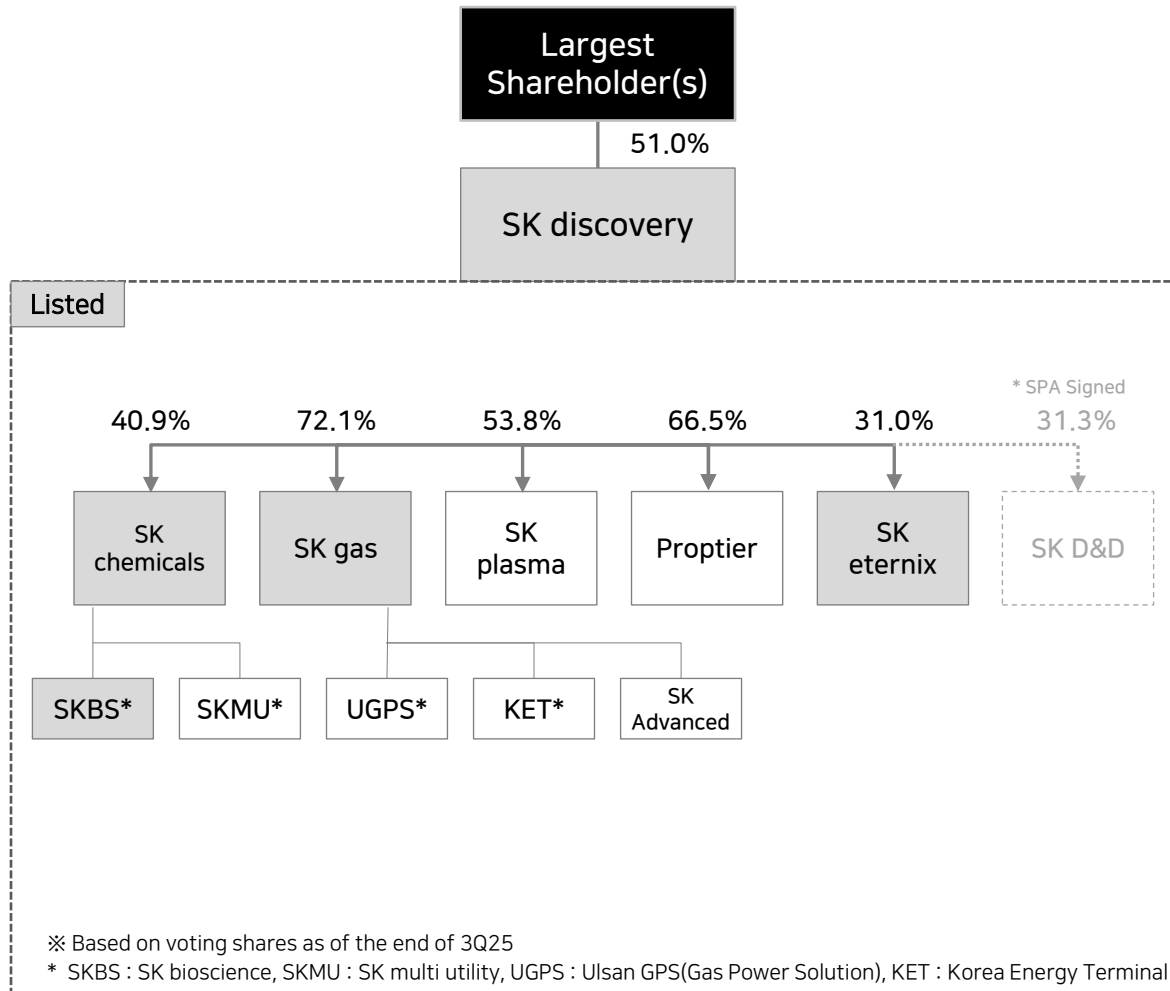
- KRW 153bn additional investment secured in '24.
- Ongoing efforts to improve financials

### ◆ Order backlog (as of 3Q25)

(Unit : KRW bn)

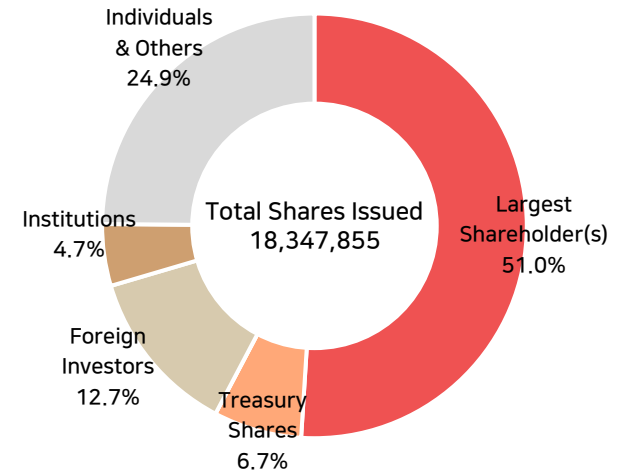
Country	Order Date	Delivery Date	Total Order Amount	Order Backlog
3 Middle East Countries	2022.01.05	~2026.12.31	39.4	7.7
8 South American Countries	2022.01.26	~2029.01.25	38.4	37.6
Ecuador	2022.02.22	~2026.02.22	9.0	9.0
Singapore	2022.01.18	~2025.12.31	13.6	-
Indonesia	2024.12.09	~2026.12.08	82.0	82.0
Total			182.3	136.2

## Ownership Structure



## Shareholder Composition

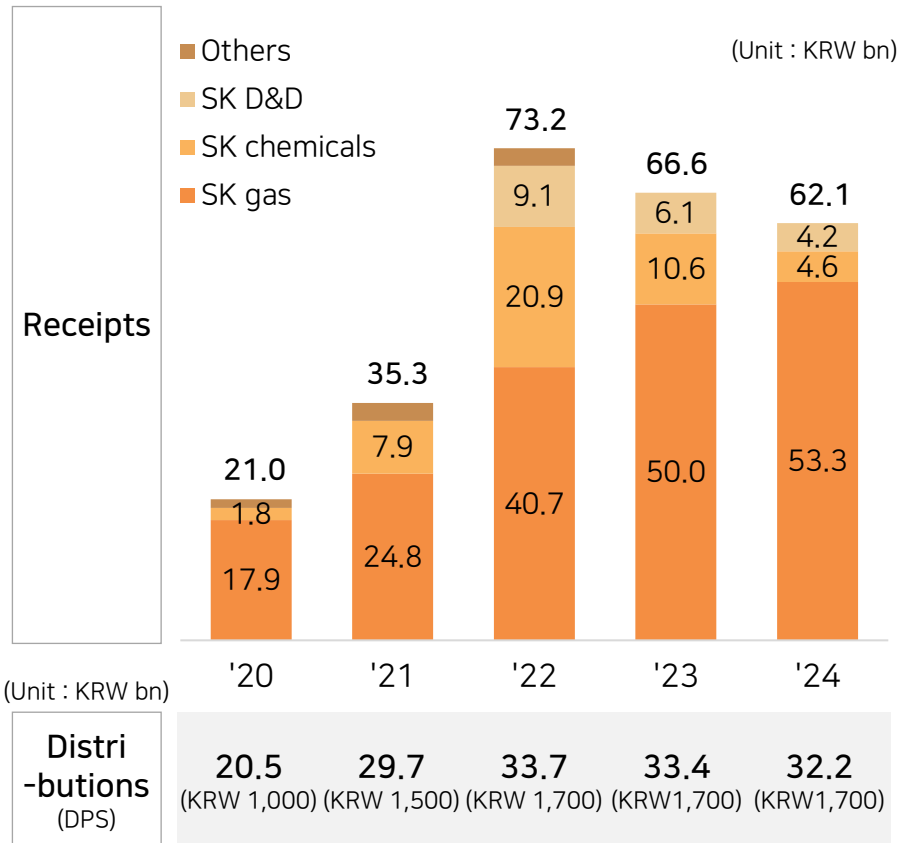
Category	No. of Shares
Largest Shareholder(s)	9,358,047
Treasury Shares	1,232,637
Foreign Investors	2,333,457
Institutions	863,033
Individuals & Others	4,560,681
<b>Total Shares Issued</b>	<b>18,347,855</b>



※ Based on common shares as of the end of 3Q25

- 1) Interim dividends implemented since 2022.
- 2) Share repurchase and cancellation program in progress (2023-2025, KRW 60bn)
- 3) From the 2024 interim dividend, dividend procedure revised to enhance predictability:  
*“Dividend amount confirmed first → Record date designated later”*

## Dividend Receipts and Distributions



## Share Repurchase and Cancellation

Policy
<ul style="list-style-type: none"> <li>▪ Share repurchase and cancellation planned over 2023-2025 (KRW 60bn)</li> <li>- Aimed at enhancing shareholder value by increasing shareholder return ratio</li> </ul>
Execution
<ul style="list-style-type: none"> <li>▪ 2023: repurchase and cancellation completed (KRW 10bn)</li> <li>▪ 2024: repurchase and cancellation completed (KRW 20bn)</li> <li>▪ 2025: repurchase in progress (KRW 30bn)</li> </ul>

## Future Plan

- ◆ All treasury shares repurchased in 2025 to be fully cancelled
  - Subject to board approval; cancellation timing to be reviewed and confirmed
- ◆ Mid-term dividend policy to be reviewed
  - The review will consider the Company’s financial position, investment plans, and overall business environment

## Consolidated Basis

(Unit : KRW bn)	2Q25	3Q25	QoQ
<b>Total Assets</b>	15,442	15,463	+20
Current Assets	5,558	5,582	+23
Non-current Assets	9,884	9,881	△3
<b>Total Liabilities</b>	8,933	8,866	△67
Current Liabilities	3,862	3,734	△129
Non-current Liabilities	5,070	5,133	+62
<b>Total Equity</b>	6,510	6,597	+87
Debt Ratio	137.2%	134.4%	△2.8%p

## Separate Basis

(Unit : KRW bn)	2Q25	3Q25	QoQ
<b>Total Assets</b>	1,790	1,710	△80
Current Assets	120	145	+25
Non-current Assets	1,670	1,565	△105
<b>Total Liabilities</b>	802	759	△44
Current Liabilities	460	519	+59
Non-current Liabilities	343	240	△103
<b>Total Equity</b>	988	951	△36
Debt Ratio	81.3%	79.8%	△1.5%p